



ಬೃಹತ್ ಬೆಂಗಳೂರು ಮಹಾನಗರ ಪಾಲಿಕೆ
Bruhat Bengaluru Mahanagara Palike



BBMP COVID-19 WAR ROOM 06.06.2023

BBMP / COVID-19 WAR ROOM / BULLETIN – 1170/ 06.06.2023 / #BBMPfightsCOVID19



OVERVIEW OF COVID-19 IN BENGALURU



CASE TRENDS

ACTIVE CASES

46

Confirmed Cases

21

18,86,786[#]

Recovered Cases

8

18,69,739[#]

Death Cases

0

17,001[#]



HOSPITALIZATION

1

ICU – V

-

ICU

-

HDU

-

General

1

INCLUDES GOVT. QUOTA AND PRIVATE WALK-IN HOSPITALIZATION



VACCINATION

16

2,07,00,978[#]

First Dose

3

96,89,917[#]

Second Dose

5

95,11,689[#]

Precaution Dose

8

14,99,372[#]



TRIAGING

MTU

5

Tele Triage

14



ACTIVE CZs

0

MCZs (< 5 cases)

0

Clusters (> 5 cases)

0



TESTING

1,541

3,24,27,826[#]

RAT

669

RTPCR

872

Positivity :0.64%

*FOR LAST 7 DAYS

: indicates cumulative numbers till date



ABSTRACT OF COVID-19 SCENARIO IN BENGALURU


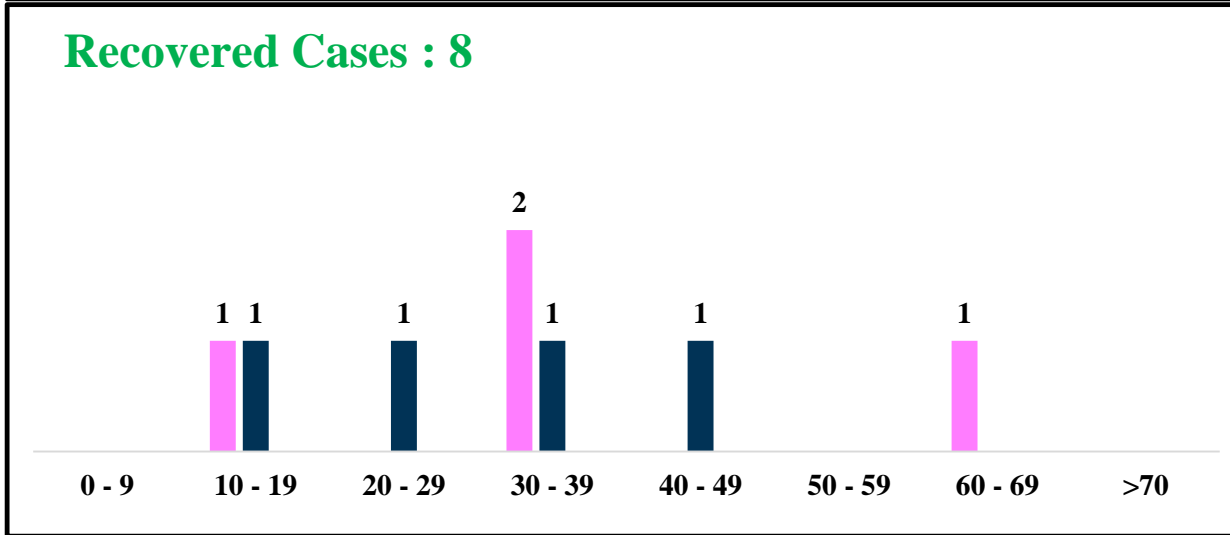
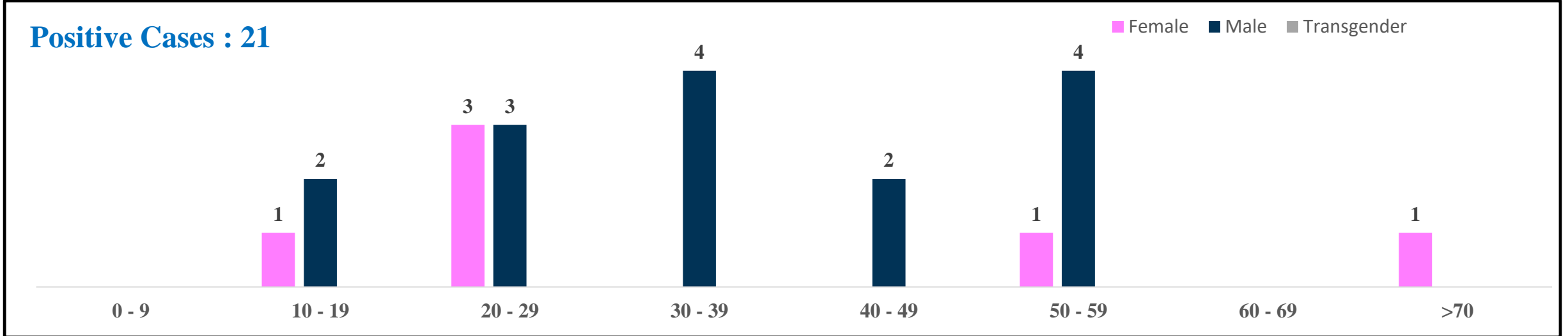


	MALE			FEMALE			TRANSGENDER			TOTAL		
	Last 24 Hours	Last 7 Days	Cumulative	Last 24 Hours	Last 7 Days	Cumulative	Last 24 Hours	Last 7 Days	Cumulative	Last 24 Hours	Last 7 Days	Cumulative
Positive Cases	15	38	11,11,955	6	30	7,74,635	0	0	196	21	68	18,86,786
Recovered Cases	4	37	10,99,590	4	46	7,69,019	0	0	187	8	83	18,69,739
Death Cases	0	1	10,770	0	0	6,227	0	0	4	0	1	17,001
Total Tests Done	In Last 24 hrs. : 1,541			In last 7 days : 10,548			Cumulative : 3,24,27,826					
Vaccine Doses Administered	In Last 24 hrs. : 16			In last 7 days : 46			Cumulative : 2,07,00,978					
ACTIVE CASES									46			

*Covid deaths occurred today : 00 | Covid deaths occurred beyond last 24hrs., reported today : 00



LAST 24 HOURS AGE GROUP AND GENDER WISE DISTRIBUTION

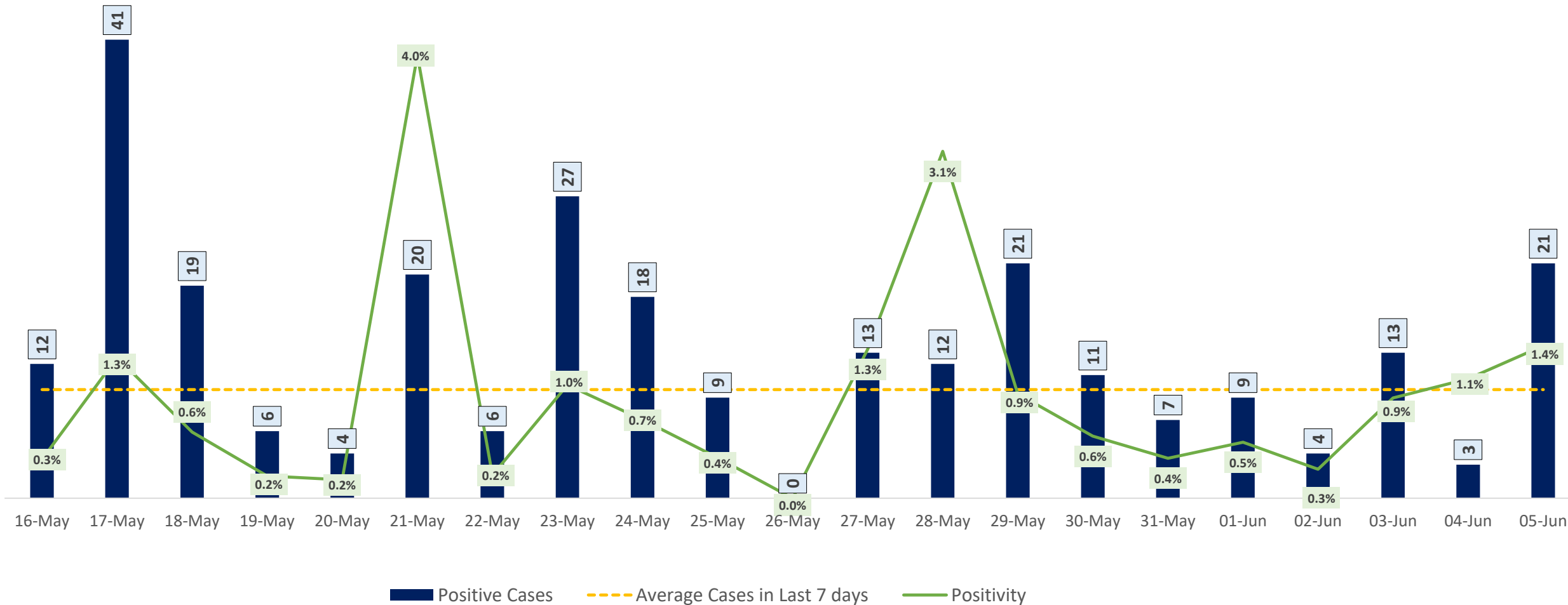




POSITIVITY RATE OF BENGALURU – LAST 21 DAYS



Average Cases in Last 7 days : 10

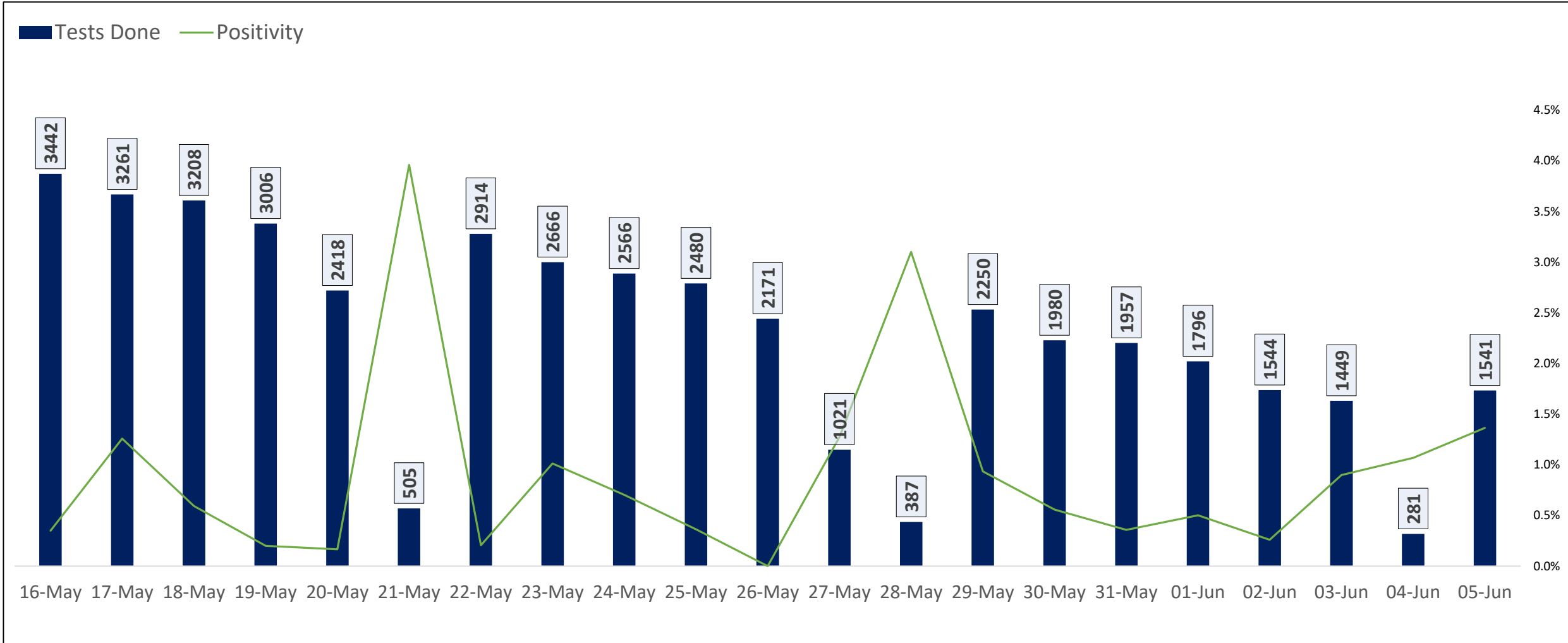




TESTING TRENDS IN BENGALURU

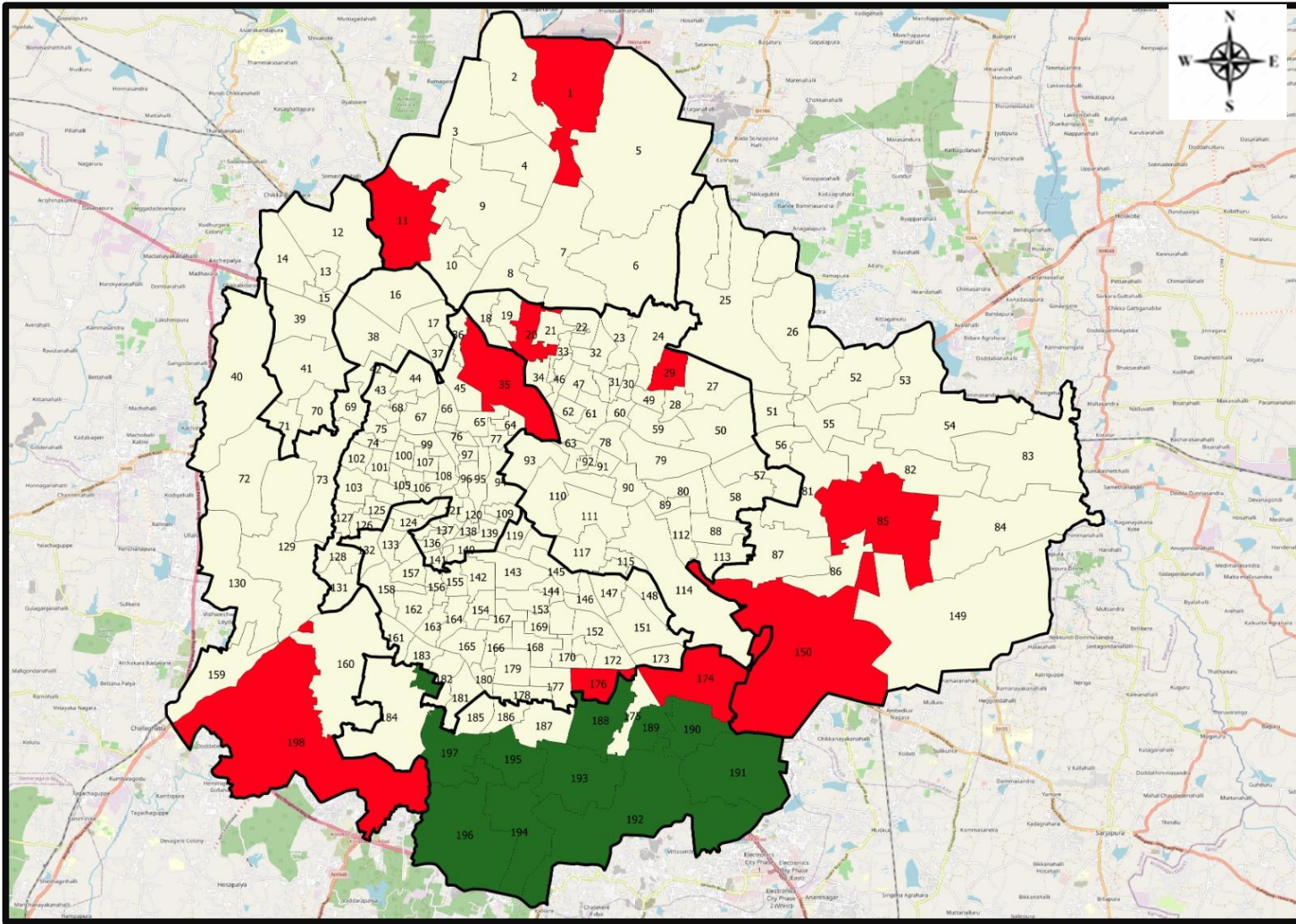


Total Test Conducted Till Date	Test Conducted Last 24 hours	Last 7 Days Average
3,24,27,826	1,541	1,507





BENGALURU URBAN MAP SHOWING TREND OF POSITIVE CASES IN LAST 7 DAYS



Top 10 wards reporting highest number of positive cases in last 10 days

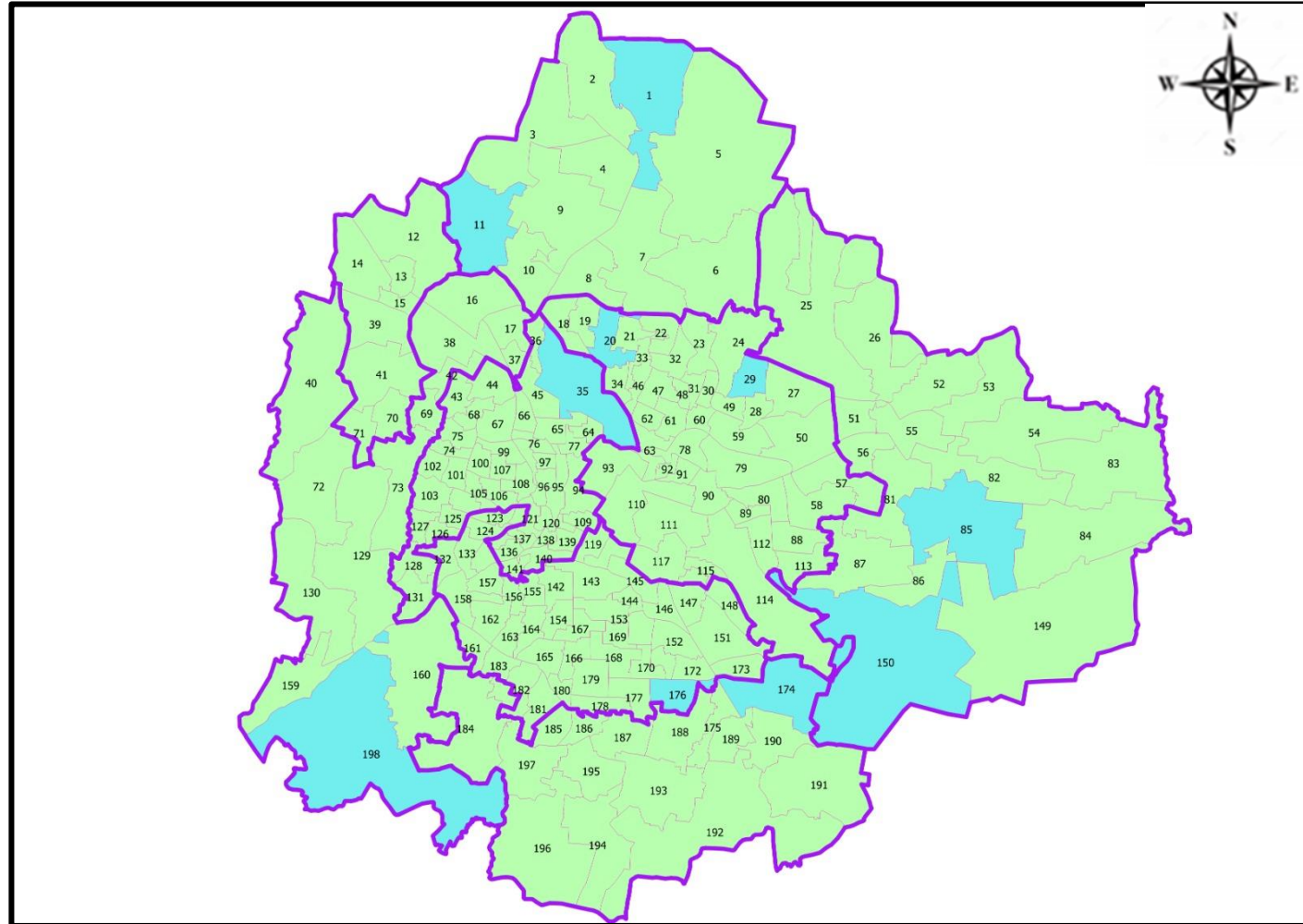
Ward No.	Ward Name	Daily Cases Average
85	Dodda Nekkundi	1
174	HSR Layout	1
176	B T M Layout	1
1	Kempegowda Ward	1
11	Kuvempu Nagar	1
20	Ganga Nagar	1
29	Kacharkanahalli	1
35	Aramane Nagar	1
150	Bellanduru	1
198	Hemmigepura	1







Top 10 wards reporting least number of positive cases in last 7 days

Ward No.	Ward Name	Daily Cases Average
197	Vasanthpura	0
196	Anjanapura	0
195	Konanakunte	0
194	Gottigere	0
193	Arakere	0
192	Begur	0
191	Singasandra	0
190	Mangammanapalya	0
189	Hongasandra	0
188	Bilekhali	0



BENGALURU MAP SHOWING INTENSITY OF POSITIVE CASES IN LAST 7 DAYS



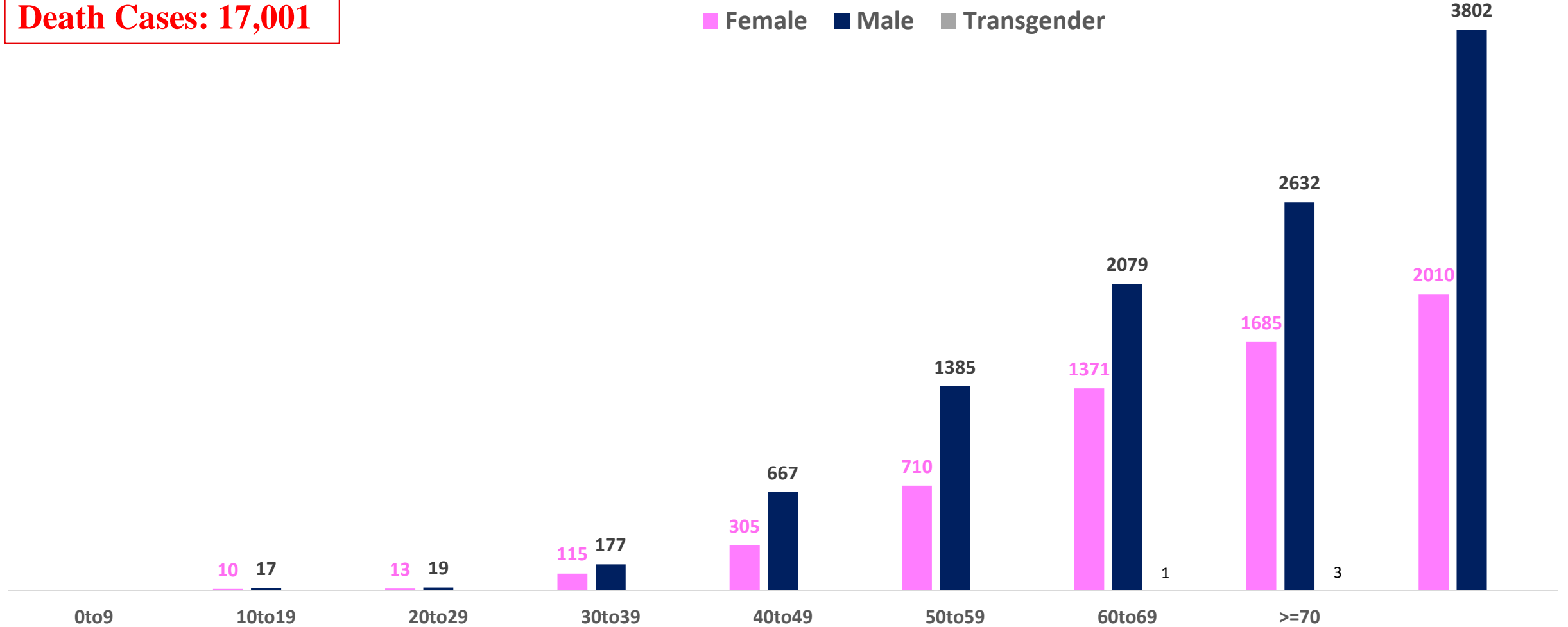
-  Level 1 : 0 to 1 Cases
-  Level 2 : 1 to 3 Cases
-  Level 3 : 3 to 5 Cases
-  Level 4 : 5 to 10 Cases
-  Level 5 : More than 10 Cases
-  Zone Boundaries



AGE AND GENDER WISE DISTRIBUTION OF DEATH CASES



Death Cases: 17,001





SNAPSHOT OF COVID-19 CASES IN BENGALURU URBAN



**Total Wards With
< = 1 Cases* :
169**

**Tests Conducted
on 05.06.2023:
1,541**

**Recovery
Rate*:
99.10%**

**Total
Active Cases :
46**

**Total Vaccinated
on 05.06.2023:
16**





**Positivity
Rate* :
0.64%**

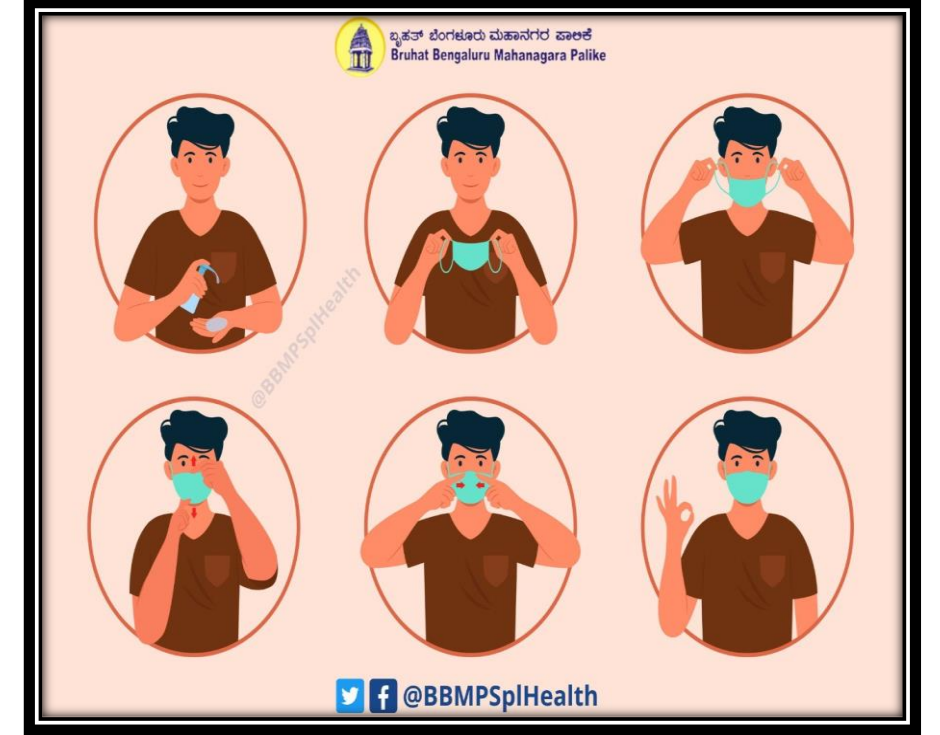
**Active
Rate*:
0.00%**

**Case
Fatality Rate* :
1.47%**

*Total positive cases In the past 7 days

*CFR and positivity is for Past 7 days

Download BBMP Bulletin	https://apps.bbmpgov.in/covid19/mediabulletin.php
To register for vaccination :	https://selfregistration.cowin.gov.in/
BBMP COVID19 Dashboard:	https://apps.bbmpgov.in/covid19/
Follow us on:	 www.facebook.com/bbmp.comm1/
	 twitter.com/BBMPCOMM
	  BBMPSplHealth



Issued by:

Honorable Chief Commissioner, BBMP
Special Commissioner Health, BBMP
MD, Bengaluru Smart City Limited

THANK YOU !

